

Scaled data based on original data using
LM-79-08 Approved Method: Electrical and Photometric Measurements of Solid-
State Lighting Products

Test Report Prepared for
Cooper Lighting Solutions
(formerly Eaton)

Brand: McGRAW-EDISON

Report Number: P316587

Luminaire Tested: **GLEON-SA3A-827-U-5MQ**

Issue Date: 3/3/2020

Test Information

Test Method: LM-79-08
Report Number: P316587
TEST IS SCALED FROM IESNA LM-79-08 TEST DATA (G2-1903-205-6)
Test Lab: INNOVATION CENTER
Issue Date: 3/3/2020
Manufacturer: COOPER LIGHTING SOLUTIONS (FORMERLY EATON)
Product Line: McGRAW-EDISON
Catalog Number: GLEON-SA3A-827-U-5MQ
Description: GALLEON AREA AND ROADWAY LUMINAIRE
(3) 80 CRI, 2700K, 615mA LIGHTSQUARES WITH 16 LEDS EACH AND TYPE V MEDIUM OPTICS
Light Source: -
Ballast/Driver: ELECTRONIC DRIVER

Summary

Lumens per Lamp: N/A
Luminaire Lumens: 10987 lumens
Efficiency: N/A
Efficacy: 114.4 lumens/watt
Luminous Opening: Rectangular (W 1' x L: 1' x H: 0')
IES Classification: Type V - Short
BUG Rating: B4 - U0 - G2

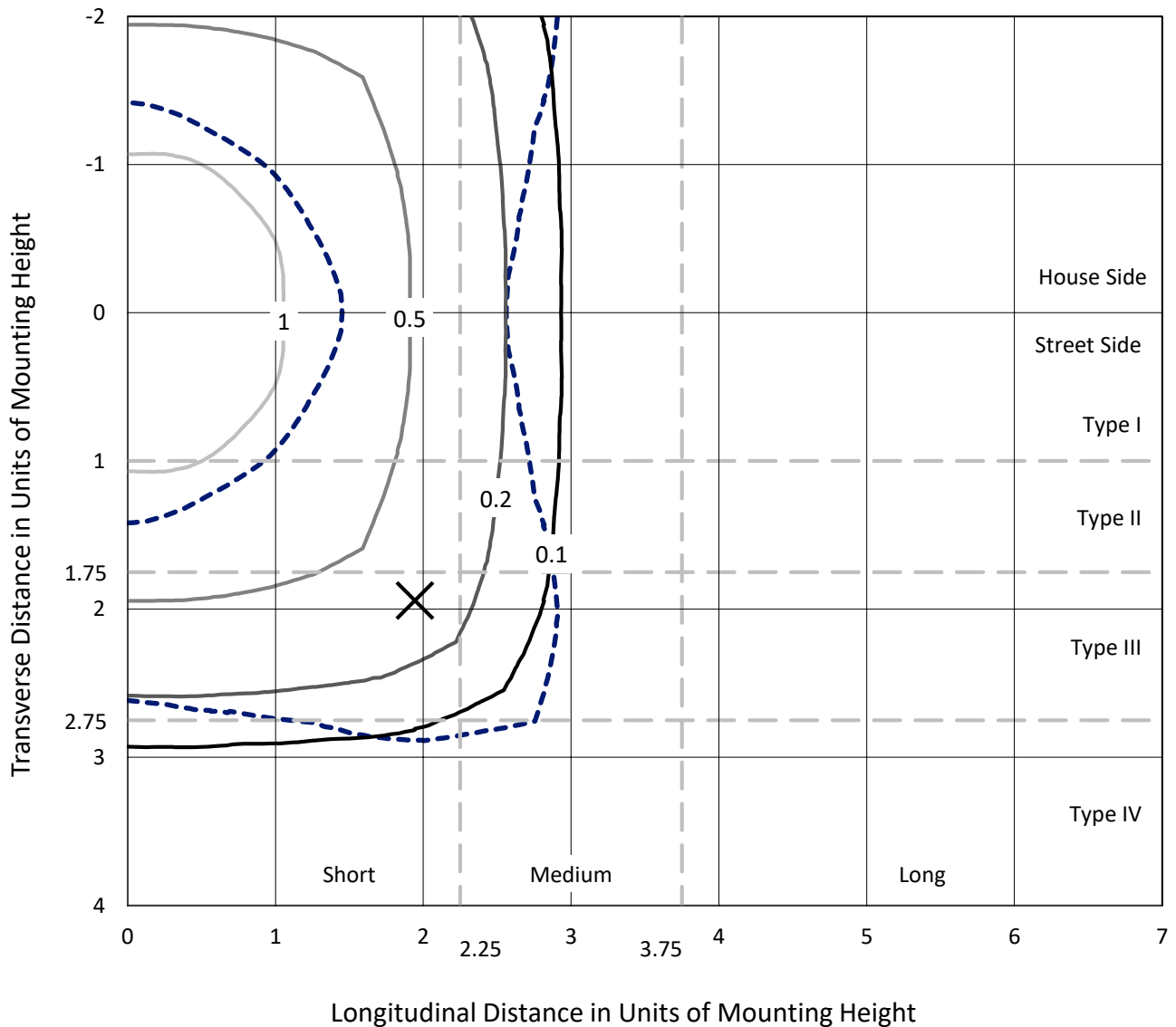
Input Watts (W): 96
Input Voltage (V): NR
Input Current (Ain): NR
Voltage Rise (V): NR
Power Factor: NR
Total Harmonic Distortion (THDi): NR
Frequency (hertz): 60
Stabilization Time: NR
Operation Time: NR
Ambient Temperature (°C): NR
Test Distance: 24 FT



REPORT NUMBER: P316587
 CATALOG NUMBER: GLEON-SA3A-827-U-5MQ

Iso-Footcandle Lines of Horizontal Illumination

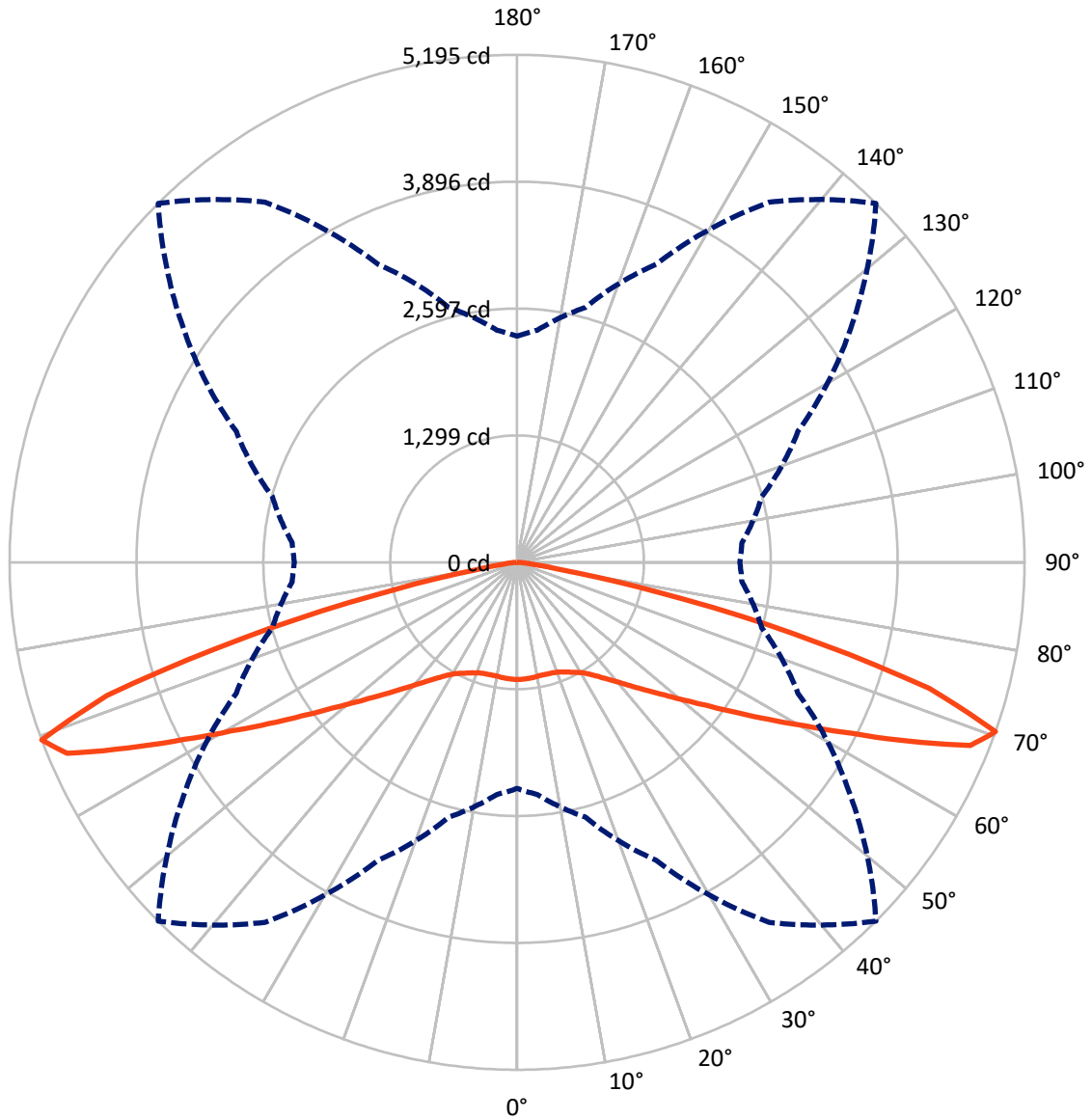
× Max cd
 - - - 1/2 Max cd



Based on 25 foot mounting height. Maximum calculated value = 1.9 fc
 Type V - Short - N/A

REPORT NUMBER: P316587
CATALOG NUMBER: GLEON-SA3A-827-U-5MQ

Luminous Intensity Polar Plot



— Vertical Plane Through 45-Deg Lateral - - - Horizontal Cone Through 70-Deg Vertical

REPORT NUMBER: P316587
 CATALOG NUMBER: GLEON-SA3A-827-U-5MQ

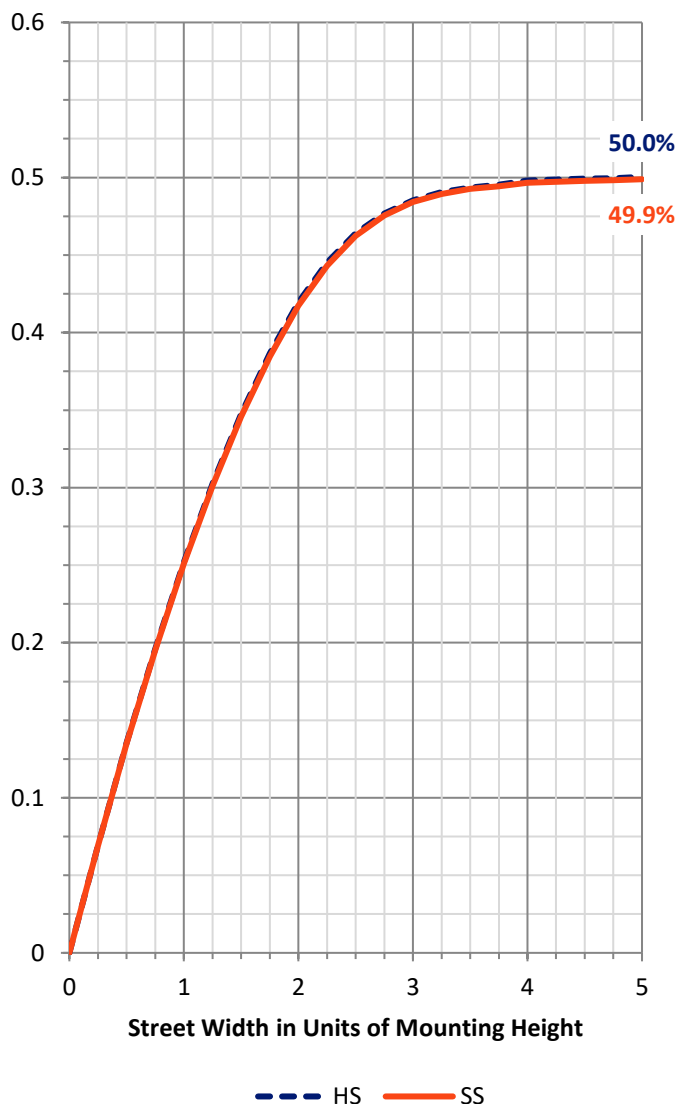
FLUX DISTRIBUTION:

		Downward	Upward	Total
House Side	Lumens	5493.5	0.0	5493.5
	% Fixture	50.0	0.0	50.0
Street Side	Lumens	5493.5	0.0	5493.5
	% Fixture	50.0	0.0	50.0
Total	Lumens	10987.0	0.0	10987.0
	% Fixture	100.0	0.0	100.0

Coefficient of Utilization

ZONAL LUMENS:

Zone	Lumens	% Fixture
0°-10°	113.6	1.0
10°-20°	333.6	3.0
20°-30°	568.0	5.2
30°-40°	900.8	8.2
40°-50°	1465.9	13.3
50°-60°	2416.9	22.0
60°-70°	3548.1	32.3
70°-80°	1569.0	14.3
80°-90°	71.1	0.6
90°-100°	0.0	0.0
100°-110°	0.0	0.0
110°-120°	0.0	0.0
120°-130°	0.0	0.0
130°-140°	0.0	0.0
140°-150°	0.0	0.0
150°-160°	0.0	0.0
160°-170°	0.0	0.0
170°-180°	0.0	0.0
0°-90°	10987.0	100.0
0°-180°	10987.0	100.0



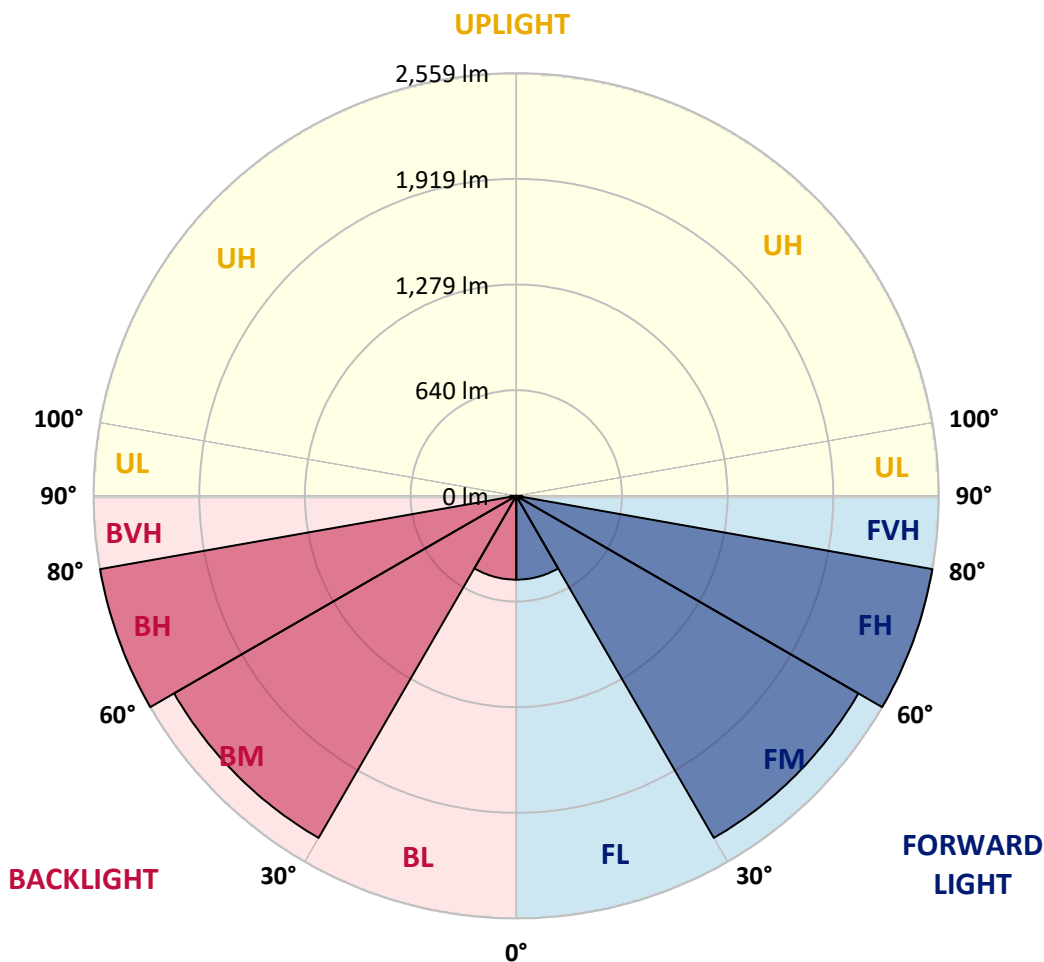
REPORT NUMBER: P316587
 CATALOG NUMBER: GLEON-SA3A-827-U-5MQ

LUMINAIRE CLASSIFICATION SYSTEM LUMEN TABLE AND BUG RATING:

Zone	Lumens	% Fixture	Zone Rating/Lumen Limit		
			B	U	G
FL (0°-30°)	507.6	4.6			
FM (30°-60°)	2391.8	21.8			
FH (60°-80°)	2558.6	23.3			G2/5000
FVH (80°-90°)	35.5	0.3			G1/100
BL (0°-30°)	507.6	4.6	B2/1000		
BM (30°-60°)	2391.8	21.8	B2/2500		
BH (60°-80°)	2558.6	23.3	B4/5000		G2/5000
BVH (80°-90°)	35.5	0.3			G1/100
UL (90°-100°)	0.0	0.0		U0/0	
UH (100°-180°)	0.0	0.0		U0/0	

BUG Rating: B4-U0-G2

Type V Short





REPORT NUMBER: P316587
 CATALOG NUMBER: GLEON-SA3A-827-U-5MQ

CANDELA DISTRIBUTION (FULL):

	0°	5°	15°	25°	35°	45°	55°	65°	75°	85°	90°
0°	1200.0	1200.0	1200.0	1200.0	1200.0	1200.0	1200.0	1200.0	1200.0	1200.0	1200.0
2.5°	1198.1	1197.0	1199.6	1199.2	1197.0	1197.4	1197.4	1198.5	1198.5	1197.8	1197.8
5°	1193.8	1193.0	1196.0	1196.0	1193.8	1194.5	1195.2	1196.3	1196.0	1195.2	1194.9
7.5°	1188.3	1188.0	1190.9	1190.9	1189.4	1190.1	1189.4	1189.8	1189.0	1188.3	1187.2
10°	1179.2	1180.0	1182.5	1183.2	1183.2	1183.6	1182.9	1181.0	1180.0	1178.9	1177.8
12.5°	1170.9	1170.5	1174.1	1176.0	1178.9	1182.1	1180.0	1174.9	1172.7	1170.5	1169.8
15°	1165.4	1165.8	1169.4	1172.7	1177.8	1184.7	1182.1	1174.1	1169.8	1167.2	1166.5
17.5°	1164.3	1165.0	1169.8	1175.6	1181.0	1188.7	1187.2	1179.2	1172.0	1167.2	1166.1
20°	1166.9	1167.2	1174.5	1182.9	1192.3	1199.6	1196.3	1187.6	1177.8	1170.5	1168.7
22.5°	1171.6	1173.0	1182.1	1195.2	1209.8	1219.6	1215.6	1200.7	1185.4	1176.3	1173.8
25°	1186.5	1186.9	1199.2	1217.0	1234.5	1245.8	1241.0	1220.0	1200.3	1190.1	1186.9
27.5°	1217.4	1218.5	1230.9	1251.6	1266.5	1273.8	1270.9	1253.8	1237.0	1226.1	1227.2
30°	1262.1	1263.6	1277.4	1300.3	1309.4	1311.2	1310.5	1302.5	1287.2	1272.7	1273.8
32.5°	1316.7	1317.4	1335.9	1356.7	1363.9	1365.4	1363.9	1356.7	1338.5	1318.9	1319.9
35°	1386.9	1389.0	1406.9	1426.9	1432.7	1435.6	1433.0	1423.6	1404.7	1385.4	1384.7
37.5°	1473.4	1473.8	1492.3	1513.0	1520.3	1521.0	1518.1	1511.9	1488.3	1470.8	1469.8
40°	1573.8	1575.2	1597.0	1619.2	1622.1	1618.8	1622.8	1619.2	1594.8	1574.8	1578.1
42.5°	1695.9	1699.2	1725.4	1747.2	1738.8	1737.0	1739.6	1740.7	1721.0	1696.7	1694.5
45°	1838.1	1841.0	1873.7	1891.2	1885.7	1873.7	1878.8	1887.6	1860.3	1830.1	1833.0
47.5°	2000.3	2007.6	2042.5	2058.8	2045.4	2029.0	2038.8	2051.9	2019.9	1982.5	1980.6
50°	2180.6	2189.7	2236.3	2259.2	2245.7	2215.5	2231.9	2240.6	2194.5	2146.1	2142.1
52.5°	2373.0	2382.1	2440.6	2487.9	2479.2	2432.3	2455.2	2446.1	2393.0	2327.9	2322.8
55°	2590.8	2594.4	2657.7	2734.1	2742.8	2708.3	2706.8	2691.9	2613.3	2538.1	2534.4
57.5°	2814.8	2817.3	2899.2	2989.3	3030.4	3030.4	2989.7	2958.1	2853.7	2766.4	2757.3
60°	3056.6	3065.7	3156.2	3278.8	3374.8	3403.1	3331.1	3245.0	3131.5	3025.0	3014.4
62.5°	3271.9	3282.4	3421.0	3603.5	3757.7	3860.9	3684.9	3544.6	3338.0	3167.1	3147.1
65°	3299.1	3327.5	3529.3	3859.8	4204.9	4411.1	4073.7	3727.8	3351.5	3114.1	3093.7
67.5°	3013.0	3061.0	3333.7	3848.2	4561.3	5003.8	4322.0	3623.1	3110.1	2847.5	2825.0
70°	2315.2	2385.0	2699.5	3366.0	4499.8	5194.7	4166.4	3171.9	2593.0	2310.5	2278.8
72.5°	1270.1	1298.9	1581.8	2305.0	3607.5	4414.4	3475.1	2345.4	1719.6	1399.2	1346.1
75°	402.9	413.1	557.1	943.2	2040.6	2923.9	2207.5	1151.2	633.8	467.3	461.8
77.5°	178.9	180.0	201.4	275.3	702.9	1481.4	844.3	313.4	216.0	188.7	194.9
80°	113.1	113.1	124.7	136.4	191.3	430.2	228.4	149.1	127.3	118.2	120.7
82.5°	54.2	60.0	81.1	87.3	105.1	144.7	117.1	97.5	85.1	63.3	58.9
85°	35.6	29.8	51.3	57.8	61.1	69.5	68.0	64.4	55.6	31.6	35.3
87.5°	16.0	15.3	26.5	24.4	22.9	17.5	26.2	32.4	31.3	15.6	15.6
90°	0.0	0.0	0.0	0.0	0.0	0.0	0.0	0.0	0.0	0.0	0.0

(END OF REPORT)